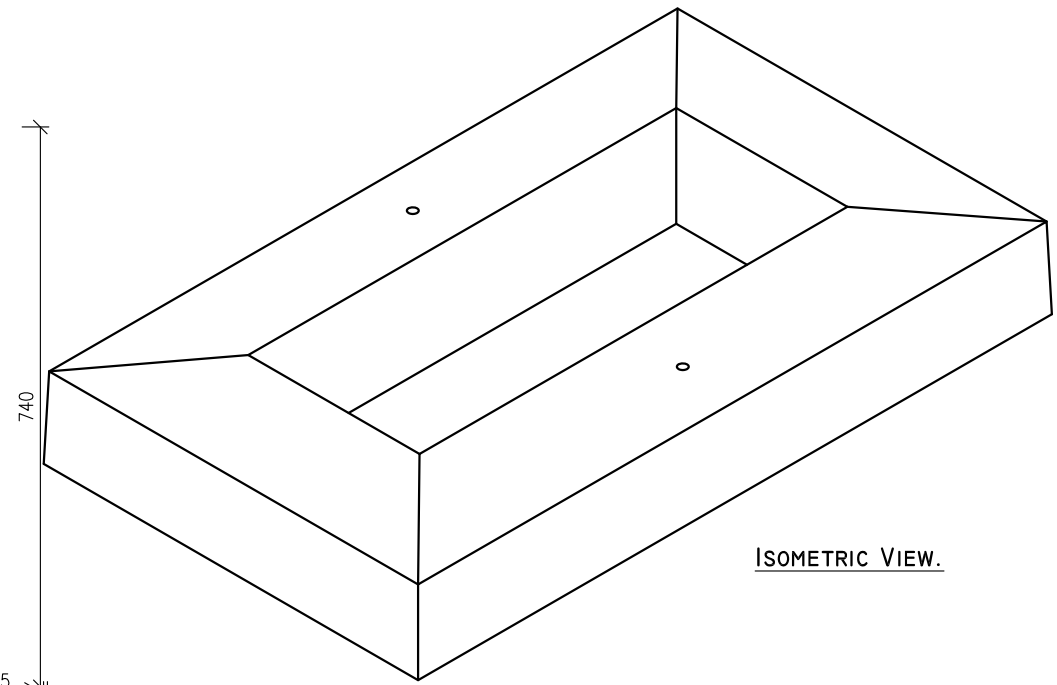
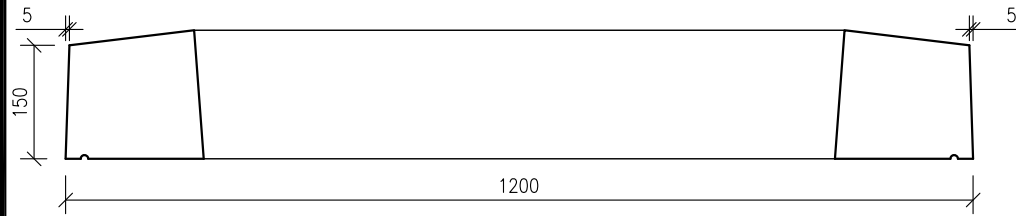


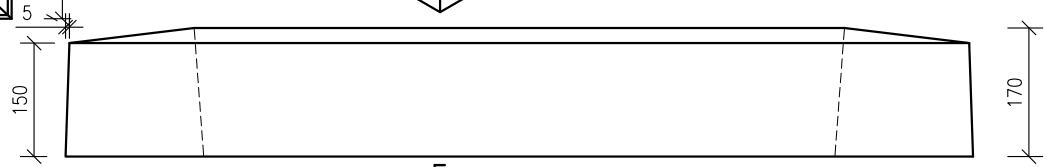
PLAN.



ISOMETRIC VIEW.



SECTION.



ELEVATION.

C-35 concrete @ 28 days with 10mm & 14mm aggregate used in the manufacture of this unit.

Steel reinforcing consists of 1No. T12mm link with 30mm cover (minimum). Rebar located by patent plastic spacers in unit.

2No. T16mm lifting sockets cast in top for installation purposes.

- DO NOT SCALE USE FIGURED DIMENSIONS ONLY.
- ALL DIMENSIONS TO BE CHECKED ON SITE.
- A.P.C TO BE INFORMED OF ANY DISCREPANCIES BEFORE WORK PROCEEDS.

© COPYRIGHT: Ardee Precast Concrete.  
This drawing or any part thereof may not be copied or otherwise reproduced without the written permission of Ardee Precast Concrete.

Project:  
**TECHNICAL DATA SHEET.**

Title:  
**CHIMNEY CAP - TYPE 8.  
DOUBLE, 1200MM LONG, 150MM FACE.**

Drawing No:  
**APC - 809**

Revision:

Date:  
**07-10-2011**

Sheet Size:  
**A4**

Drawing Scale:  
**1:10,**

Drawn By:  
**N.D.**

Checked By:



**Ardee Precast Concrete Ltd.**

Townparks Ardee Co. Louth  
Tel. +353(0)41 6856372  
Fax. +353(0)41 6857216

Email us at [info@ardeeprecastconcrete.com](mailto:info@ardeeprecastconcrete.com)  
Visit us at [www.ardeeprecastconcrete.com](http://www.ardeeprecastconcrete.com)